

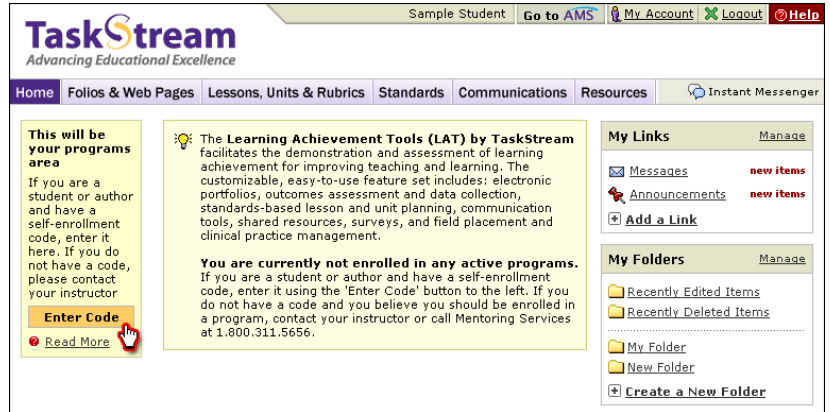
Follow the directions below to enroll yourself into a TaskStream program.

### Step 1: Log In

Go to [www.taskstream.com](http://www.taskstream.com) and log into your TaskStream account.

### Step 2: Find the Self-Enrollment Area

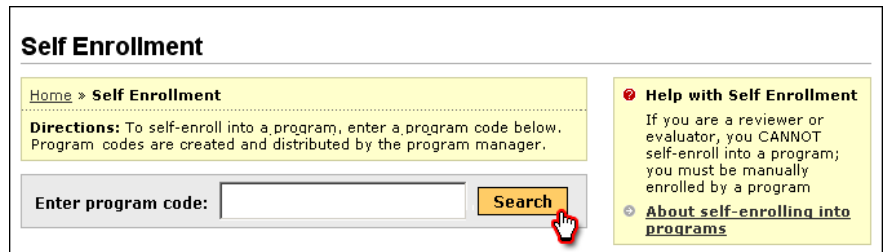
From the home page, click the **Enter Code** button.



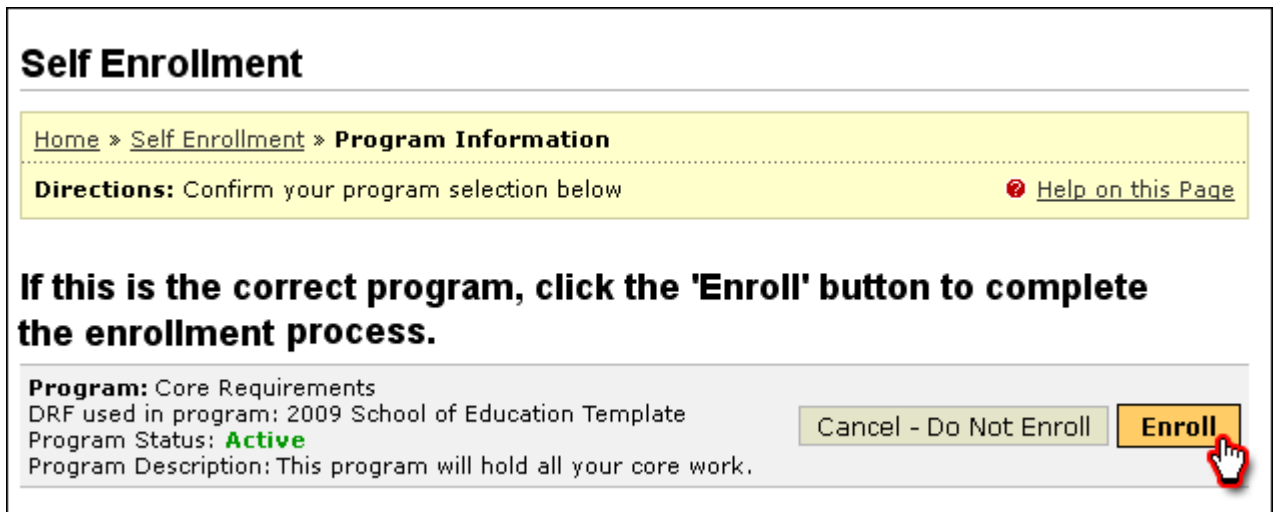
### Step 3: Enter Your Code

Enter the program code specified below in the appropriate field, and then click the **Search** button.

**Your Program Code: 7YD7UA**



You will be able to review the program information that corresponds to the code that you entered. To be enrolled in the program, click the **Enroll** button. If you do not wish to be enrolled in the program at this time, click the **Cancel - Do Not Enroll** button.



*Note:* If you enroll yourself into an inactive program, the program will not show up on your home page until the Program Manager activates the program.